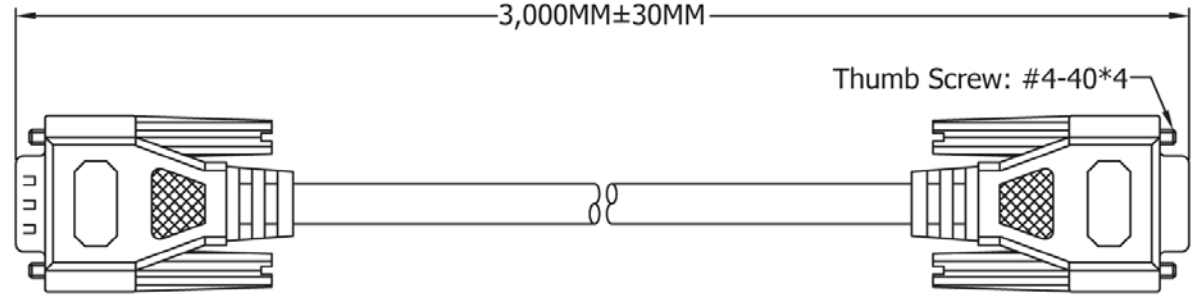
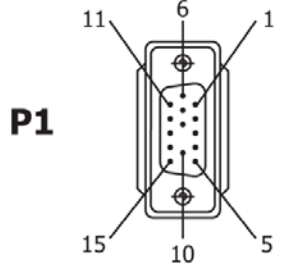


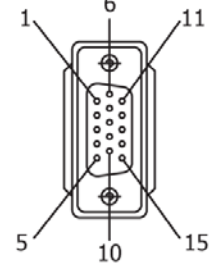
1 2 3 4 5 6 7

A  
B  
C  
D  
E  
F  
G  
H

HDB 15 Male  
Plastic: Blue



HDB 15 Female  
Plastic: Blue



P2

PIN OUT			
P1	P2	P1	P2
1	1	13 ORANGE	13
6	6	14 WHITE	14
2	2	SHELL BRAID	SHELL
7	7	CENTER	
3	3	SHIELDING	
8	8		
4 BROWN	4		
5 BLACK	5		

**Material:**

- CABLE: 28AWG(7/0.127 T.C)\*3COAX(75 OHMS)+INSULATION:FO-PE INNER JACKET:PVC OD:Ø2.5± 0.1mm(UL-1354)+28AWG(7/0.127 T.C)\*4C+ INSULATION:SR-PVC ID:Ø0.85± 0.05mm(UL-1061)+AL/MY+DRAIN WIRE:26AWG(7/0.16 T.C)+BRAID SHIELD(85%)+OUTER JACKET:PVC COLOR:BEIGE, OD:Ø 8.1± 0.15mm UL-2919
- CONNECTOR:  
P1:HDB 15P MALE,GOLD FLASH CONTACT,NICKEL PLATED SHELL (9TH PIN UNLOAD)  
P2:HDB 15P FEMALE,GOLD FLASH CONTACT,NICKEL PLATED SHELL
- SHIELD:COPPER-FOIL 360° SOLDERED TO CONNECTOR SHELL & CABLE BRAID
- HOOD:MOLDED TYPE,PVC 45P,COLOR:BEIGE.
- ELECTRONIC TEST:  
<1>.100% OPEN SHORT & MIS WIRE TEST  
<2>.CONTACT RESISTANCE 3 OHMS MAX  
<3>.INSULATION RESISTANCE 20 M OHMS MIN
- PACKING:SEE P-0039 REV.C PACKING DRAWING (HANKING SIZE MUST BE SMALLER THAN PACKING) PACKING TYPE: DB VP4.



Scale	1:1					Name	Item No. <b>AK3730-3</b>
TOLERANCE						Chappell	
X.X	±0.40				Drawn	11.15.11	Title Premium VGA Monitor extension cable - HD D-Sub 15-pin Male <=> Female, 3 Meters
X.XX	±0.25				Approved		
X.XXX	±0.15						
Angle	±3°						Drawing No.
							<b>rev00</b>
							Replace
							Sheet



1 2 3 4 5 6 7

A  
B  
C  
D  
E  
F  
G  
H