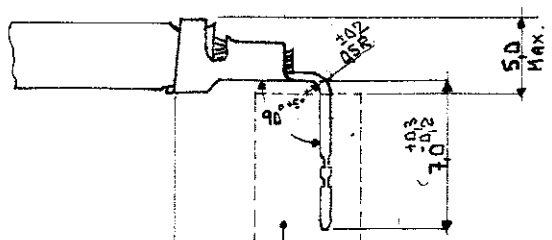
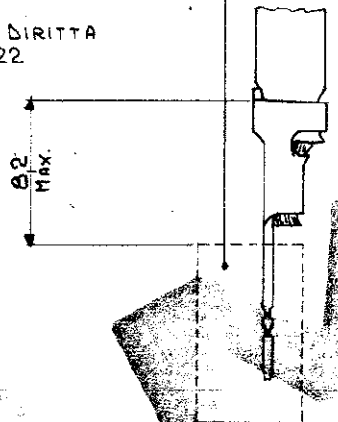


VERSIONE PIEGATA A 90°  
 RICAVATA PIEGANDO CON  
 APPLICATORE IL P.N. 281b22-2



CAVITA' SECONDA DISEGNO IA-84-5167

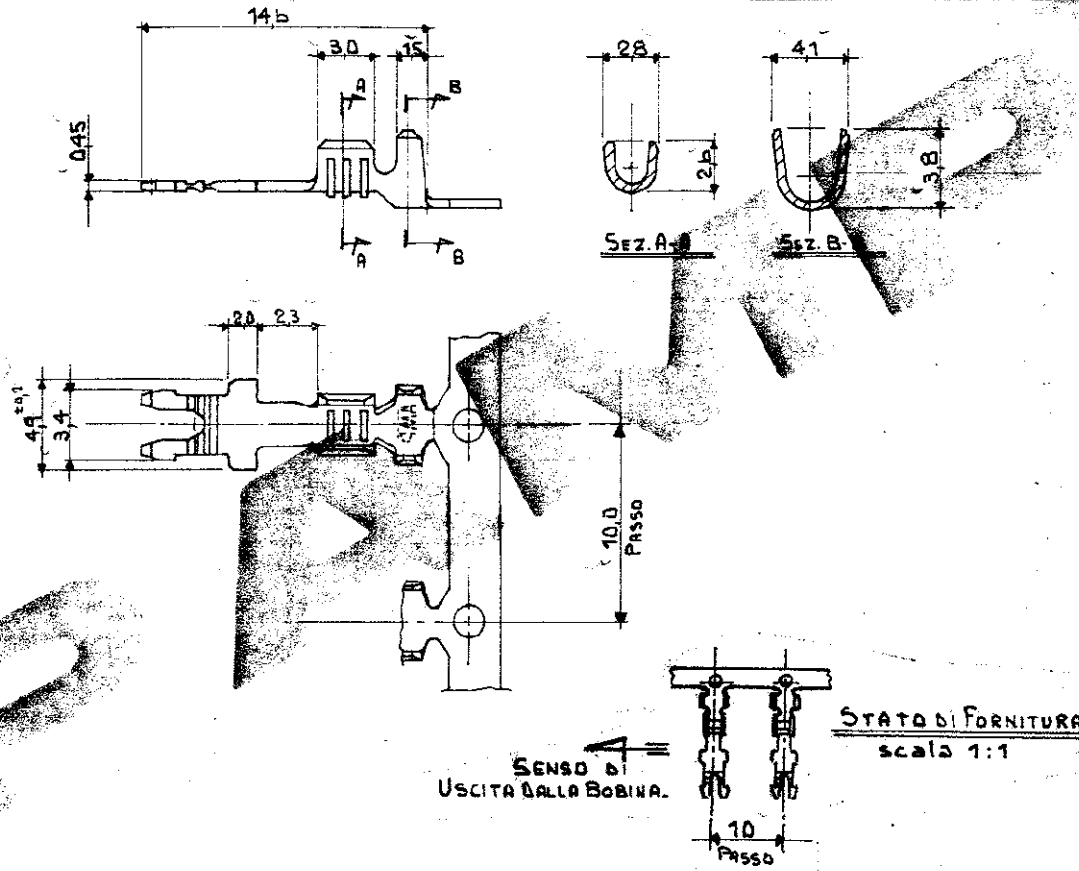
VERSIONE DIRITTA  
 P.N. 281b22



SCALA NON IMPEGNATIVA  
 (DC NOT SCALE)  
 DIMENSIONI IN mm  
 DIMENSIONS IN mm

**METRIC**

PROIEZIONE EUROPEA  
 (EUROPEAN PROJECTION)



STATO DI FORNITURA  
 scala 1:1

SENZA USCITA DALLA BOBINA.

STAGNATO	OTTONE	281b22-2
FINITURA / COLORE (FINISH / COLOUR)	MATERIALE (MATERIAL)	NUMERO (PART NUMBER)
<b>CUSTOMER DWG. DISEGNO PER CLIENTE</b> <b>FOR REFERENCE ONLY SOLO PER RIFERIMENTO</b>		
THIS DRAWING IS UNPUBLISHED - RELEASE FOR PUBLICATION 13		
© COPYRIGHT 1984 BY AMP INCORPORATED, HUNTSVILLE, AL ALL INTERNATIONAL RIGHTS RESERVED AMP PRODUCTS MAY BE COVERED BY U.S. AND FOREIGN PATENT AND/OR PATENT PENDING		
TOLLERANZE: SE NON DIVERSAMENTE SPECIFICATO (TOLERANCES UNLESS OTHERWISE SPECIFIED)	DIA. (DIAMETRO) (INS. DIA. RANGE)	RANGO FILE (WIRE RANGE)
± 0.4	3.0 mm Dia. Max.	0.3 ~ 1 mm <sup>2</sup>
ANGOLI (ANGLES): ± 2°	<b>AMP</b> AMP ITALIA S.p.A. Corso F.lli Cervi, 15 COLLEGNO (TORINO)	
DISEGNO (DRAWING)	DESCRIZIONE (DESCRIPTION)	
b-4-84	MAG MATE POKE-IN TAB 0.3 ~ 1 mm <sup>2</sup> (SPECIAL VERS.)	
A In Produzione	ES 4 FEB 82	CONT. (CHK) Vignati 6-4-84
1 REVISIONATO	DL 18-4-84	APP. (APP.)
REV. (REVISION RECORD)	DIE (DIE)	DATA (DATE)
LOC. (LOC.)	NUMERO (DWG NO.)	REV. (REV.)
IA	C-281b22	A
		FOGLIO (SHEET) 1/1